

GBC CombBind C800pro Binding Machine

User's Manual



Provided By

MyBinding.com
When Image Matters.

LIMITED WARRANTY FOR PUNCHING AND BINDING EQUIPMENT

GBC punching and binding equipment is warranted for a period of one year from the date of the dealer's sale to the consumer. Excluded from warranty are the dies which are subject to wear.

GBC will repair or replace at our option the unit free of charge and return it prepaid. Please include a copy of your paid invoice. Any unit sent without proof of purchase will not be serviced free of charge. Instead such units will be serviced at the prevailing rates and returned C.O.D.


This warranty does not extend to any GBC machine that has been subject to misuse, neglect, accident, or if the serial number has been altered or defaced, or if the unit has been opened.

This warranty contains the entire obligation of GBC. Unless prohibited by law neither this warranty nor any other warranty express or implied, including implied warranties of merchantability, shall extend beyond the warranty period. No responsibility is assumed for incidental or consequential damages.

This warranty is valid only within the contiguous 48 states. GBC will honor this warranty outside this area with the stipulation that all shipping and related charges involved in transporting the defective unit to and from GBC premises will be borne by the customer.



CombBind™ C800pro



GBC Commercial &
Consumer Group
Skokie, IL 60077
www.GBC.com

Instruction Manual
MyBinding.com
When Image Matters.

NO POSTAGE
NECESSARY
IF MAILED

SET-UP

- 1 Attach the handle to the machine on the left side and push in firmly to secure.
- 2 Turn power switch on (location on right side of machine). Allow 30 seconds for motor to reach full speed. In cold weather, allow machine to reach room temperature before turning power on.

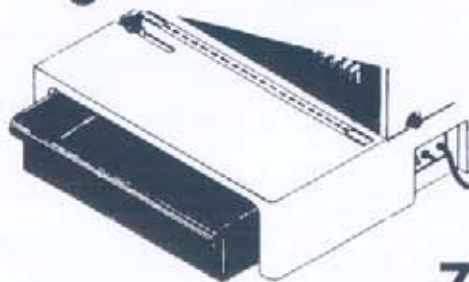
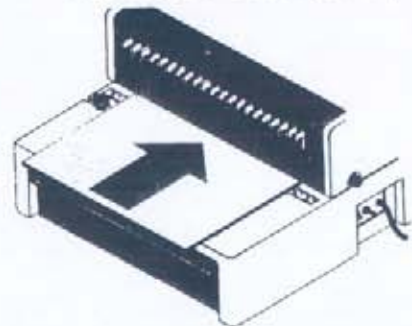


PUNCHING

- 3 The black dial on the right side of the machine is the 4-position depth selector used to vary the distance between the punched hole and the paper's edge from 1/16" to 3/16". This feature is ideal for thicker documents that require wider margins for easy page turning and more secure binding.
- 4 CombBind C800pro has 21 disengagable dies which makes it possible to punch virtually any length document. To punch the standard 19-hole pattern for 11" paper, pull the first die and last die (#1 and #21 on the back punch diagram).



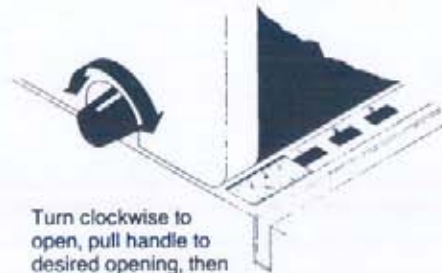
- 5 Put sheets flush into the machine. (Use side guide for side adjustment).
- 6 Step on the foot pedal to punch.



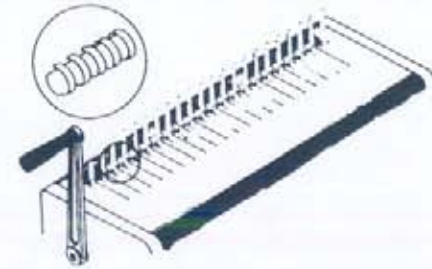
7
Regular empty drawer of clippings.

BINDING

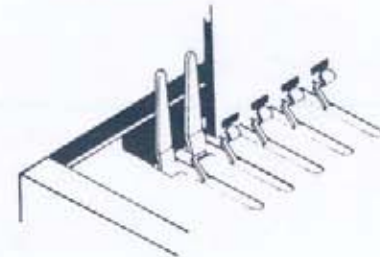
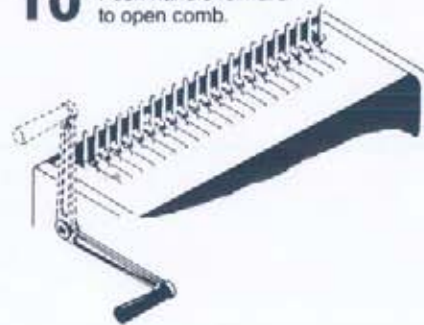
- 8 The black knob on the left side of the machine can be set to lock in comb opening settings. The handle stops automatically at the same position each time for quicker operation during long binding runs.
- 9 Insert binding comb open side up, between the lines of the metal rake.



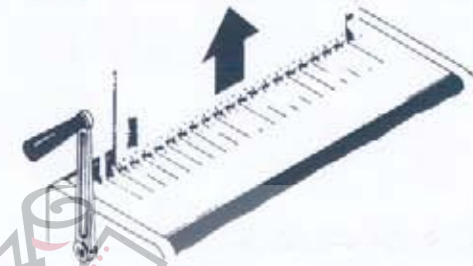
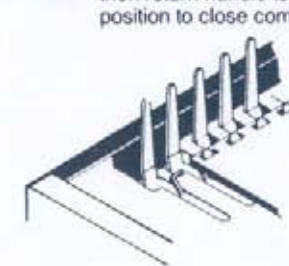
Turn clockwise to open, pull handle to desired opening, then turn knob counter-clockwise to lock.



- 10 Push handle forward to open comb.
- 11 Insert paper vertically, cover facing the user.



- 12 Lay paper horizontally (or flat), then return handle to vertical position to close comb.
- 13 Remove book vertically.



- 14 To revise a document, simply place bound document into the metal rake then repeat Steps 9 & 10. Remove or add sheets as required. Repeat Steps 11 through 13.

SEE WARRANTY INFORMATION ON BACK.

WARRANTY / PRODUCT REGISTRATION CARD

When Image Matters.

MyBinding.com

We Have it All...



MyBinding.com *When Image Matters.*

Guaranteed Lowest Prices on an
Endless Selection of Binding Systems, Laminators,
Paper Shredders, Supplies and Accessories.

We have you covered with Expert Advice
and Support. Our popular blog keeps you up to
date on the latest tips and techniques to make
your most important binding and laminating
tasks a success.

Call Us Today

1-800-944-4573

Our Trusted Partners

GBC / Ibico
Fellowes
Powis Fastback
Unibind
Akiles
Renz
Tamerica
Rhin-O-Tuff
DFG

Pro-Bind
Martin Yale
MBM
Formax
Intimus
Dahle
HSM
Standard
Xyron

Challenge
Lasko-Wizer
GBC Shredmaster
Avery
Wilson Jones
Cardinal
Samsill
Universal

- BINDING MACHINES
- BINDING SUPPLIES
- LAMINATORS
- I.D. ACCESSORIES
- BOARDS & EASELS
- PAPER SHREDDERS
- XYRON LAMINATORS
- COIL BINDING MACHINES
- UNIBIND BINDING MACHINES
- FASTBACK BINDING EQUIPMENT
- PAPER FOLDING MACHINES
- LAMINATING POUCHES
- ROTARY TRIMMERS
- CLEAR COVERS
- TWIN LOOP WIRE
- REGENCY COVERS
- PLASTIC BINDING COVERS
- VELOBIND BINDING MACHINES
- PAPER HANDLING EQUIPMENT
- THERMAL BINDING MACHINES
- PROCLICK BINDING SYSTEMS
- COMB BINDING MACHINES
- COMB BINDING SUPPLIES
- WIRE BINDING MACHINES
- POUCH LAMINATORS
- LAMINATING ROLLS
- 3-RING BINDERS
- ROLL LAMINATORS
- VELOBIND SPINES
- PAPER CUTTERS
- PAPER JOGGERS
- LETTER OPENERS
- THERMAL COVERS
- UNIBIND SUPPLIES
- PROCLICK SPINES
- ZIPBIND SPINES
- LINEN COVERS
- SPIRAL COIL
- INDEX TABS

