

# Fellowes Saturn SL-95 & SL-125 Laminator

## Instruction Manual



Provided By

**MyBinding.com**  
*When Image Matters.*

**Fellowes**



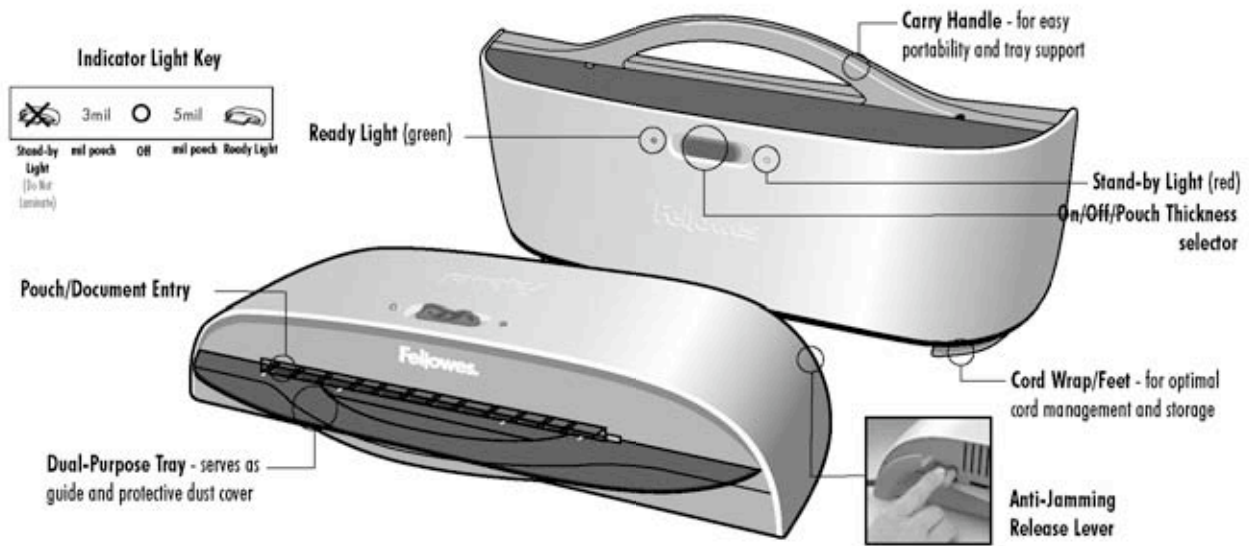
**SATURN™**

**SL 95/SL 125**

Please read these instructions before use.  
Veuillez lire ces instructions avant utilisation.  
Lea estas instrucciones antes del uso.

  
**MyBinding.com**  
When Image Matters.

# ENGLISH



## CAPABILITIES

	SL 95	SL 125
Maximum Pouch Thickness	5 mil	5 mil
Estimated Heat-Up Time	6 Minutes	6 Minutes
Approximate Cool-Down Time	90 Minutes	90 Minutes
Lamination Speed	12" (30 cm)/Minute	12" (30 cm)/Minute

	SL 95	SL 125
Maximum Width	9.5" (220 mm)	12.5" (330 mm)
Voltage	120V~	120V~
Frequency	60 Hz	60 Hz

## IMPORTANT SAFETY INSTRUCTIONS — Read Before Using!

### WARNING

- The socket-outlet shall be installed near the equipment and shall be easily accessible.
- To prevent electrical shock, do NOT use laminator close to water and do NOT spill water on laminator, electric cord, or wall socket.
- Do not leave electric cord in contact with a warm surface.
- Do not leave electric cord hanging from a cupboard or shelf.
- Do not use laminator if electric cord is damaged.
- Do not laminate metal objects.



### CAUTION

- Only use pouches specifically designed for the lamination setting you intend to use.
- Always supervise children during laminator operation.
- Keep pets away from laminator while in use.
- Switch off and unplug laminator when not in use.
- Do not open or attempt to repair the laminator yourself, as this could result in electric shock and will void your warranty. Contact Customer Service if you have questions. Please note the warranty does not apply in cases of abuse, mishandling or unauthorized repair.
- Always wrap cord around feet while carrying or in storage.

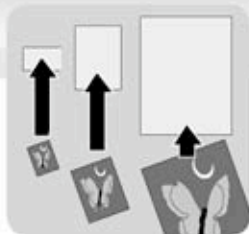
## TIPS

- Always put item in a pouch. Never laminate an empty pouch.
- Trim excess pouch material from around your item after laminating and cooling.
- Before laminating valuable items, do a test run with an item similar in size and thickness.

- When not in use, wrap cord around feet for portable ease and optimal storage.
- Do not laminate heat-sensitive documents (i.e., tickets, ultrasounds, etc.)
- Use a dry-erase marker for writing on laminated pouches.

## BEFORE YOU LAMINATE

Use Fellowes® brand pouches for best results. Select correct pouch size for laminated item.



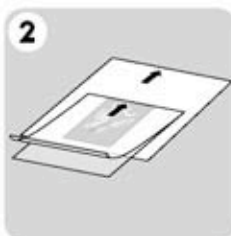
- Plug laminator into power outlet.
- Position laminator so you have enough space to allow items to pass freely through the machine.



## LAMINATION STEPS



Slide On/Off/Pouch Thickness selector to 3 or 5 mil setting to match pouch thickness and wait for green Ready Light.




Place item inside pouch against the sealed edge. To prevent jamming, use a carrier when item is smaller than the pouch.



Place pouch, sealed edge first, into laminator entry. Keep pouch straight and use the edge guide to center it.



To prevent jamming, immediately remove laminated item from back of machine. Let item cool on flat surface for several seconds.



Before switching off laminator, feed empty cleaning/carrier sheet through machine to clean unit.

## TROUBLESHOOTING

Problem	Cause	Solution
Ready Light does not go on after extended time	Laminator is in a hot, humid area.	Move laminator to a cool dry area.
Pouch did not completely adhere to item.	Laminated item may be too thick.	Pass through laminator a second time.
Jamming	Laminated item was not immediately removed from machine or small items were laminated without a carrier. Pouch was not used. Pouch was not centered or straight when fed through Pouch/Document Entry.	Press release lever, in back of laminator, to gently pull pouch out of machine. Use cleaning sheet before laminating. Always put item in a pouch. Align sealed edge with Pouch/Document Entry. Use guide to center.

## Need Help?

### Customer Service:

US: 1-800-945-4545  
Canada: 1-800-665-4339  
México: 1-800-234-1185  
[www.fellowes.com](http://www.fellowes.com)

Let our experts help you with a solution. Always call us first before contacting your place of purchase.

## WARRANTY

Fellowes warrants all parts of the laminator to be free of defects in material and workmanship for 2 years from the date of purchase by the original consumer. If any part is found to be defective during the warranty period, your sole and exclusive remedy will be repair or replacement, at Fellowes' option and expense, of the defective part. This warranty does not apply in cases of abuse, mishandling or unauthorized repair. ANY IMPLIED WARRANTY, INCLUDING THAT OF MERCHANTABILITY OR FITNESS FOR A PARTICULAR PURPOSE, IS HEREBY LIMITED IN DURATION

TO THE APPROPRIATE WARRANTY PERIOD SET FORTH ABOVE. IN NO EVENT SHALL FELLOWES BE LIABLE FOR ANY CONSEQUENTIAL OR INCIDENTAL DAMAGES ATTRIBUTABLE TO THIS PRODUCT. This warranty gives you specific legal rights. You may have other legal rights that vary from this warranty. The duration, terms and conditions of this warranty are valid world-wide, except where different limitations, restrictions or conditions may be required by local law. For more details or to obtain services under this warranty, please contact us or your dealer.

## Help Line

Australia	+ 1-800-33-11-77
Canada	+ 1-800-665-4339
México	+ 1-800-234-1185
United States	+ 1-800-955-0959

## Fellowes

Australia	+ 61-3-8336-9700
Benelux	+ 31-(0)-76-523-2090
Canada	+ 1-905-475-6320
Deutschland	+ 49-(0)-5131-49770
España	+ 34-91-748-05-01
France	+ 33-(0)-1-30-06-86-80
Italia	+ 39-071-730041
Japan	+ 81-(0)-3-5496-2401
Korea	+ 82-(0)-2-3462-2884
Malaysia	+ 60-(0)-35122-1231
Polska	+ 48-(22)-771-47-40
Singapore	+ 65-6221-3811
United Kingdom	+ 44-(0)-1302-836836
United States	+ 1-630-893-1600

**www.fellowes.com**

**Fellowes**

1789 Norwood Avenue, Itasca, Illinois 60143-1095 • USA • 630-893-1600

<http://www.fellowes.com>

Australia  
Benelux

Canada  
China

Deutschland  
España

France  
Italia

Japan  
Korea



Polska  
Singapore

United Kingdom  
United States

© 2006 Fellowes, Inc. Part No. 401505

**MyBinding.com**  
When Image Matters.

# We Have it All...



## **MyBinding.com** *When Image Matters.*

**Guaranteed Lowest Prices** on an  
Endless Selection of Binding Systems, Laminators,  
Paper Shredders, Supplies and Accessories.

**We have you covered** with Expert Advice  
and Support. Our popular blog keeps you up to  
date on the latest tips and techniques to make  
your most important binding and laminating  
tasks a success.

**Call Us Today**

**1-800-944-4573**

### **Our Trusted Partners**

GBC / Ibico  
Fellowes  
Powis Fastback  
Unibind  
Akiles  
Renz  
Tamerica  
Rhin-O-Tuff  
DFG

Pro-Bind  
Martin Yale  
MBM  
Formax  
Intimus  
Dahle  
HSM  
Standard  
Xyron

Challenge  
Lasko-Wizer  
GBC Shredmaster  
Avery  
Wilson Jones  
Cardinal  
Samsill  
Universal



BINDING MACHINES  
BINDING SUPPLIES  
LAMINATORS  
I.D. ACCESSORIES  
BOARDS & EASELS  
PAPER SHREDDERS  
XYRON LAMINATORS  
COIL BINDING MACHINES  
UNIBIND BINDING MACHINES  
FASTBACK BINDING EQUIPMENT  
PAPER FOLDING MACHINES  
LAMINATING POUCHES  
ROTARY TRIMMERS  
CLEAR COVERS  
TWIN LOOP WIRE  
REGENCY COVERS  
PLASTIC BINDING COVERS  
VELOBIND BINDING MACHINES  
PAPER HANDLING EQUIPMENT  
THERMAL BINDING MACHINES  
PROCLICK BINDING SYSTEMS  
COMB BINDING MACHINES  
COMB BINDING SUPPLIES  
WIRE BINDING MACHINES  
POUCH LAMINATORS  
LAMINATING ROLLS  
3-RING BINDERS  
ROLL LAMINATORS  
VELOBIND SPINES  
PAPER CUTTERS  
PAPER JOGGERS  
LETTER OPENERS  
THERMAL COVERS  
UNIBIND SUPPLIES  
PROCLICK SPINES  
ZIPBIND SPINES  
LINEN COVERS  
SPIRAL COIL  
INDEX TABS